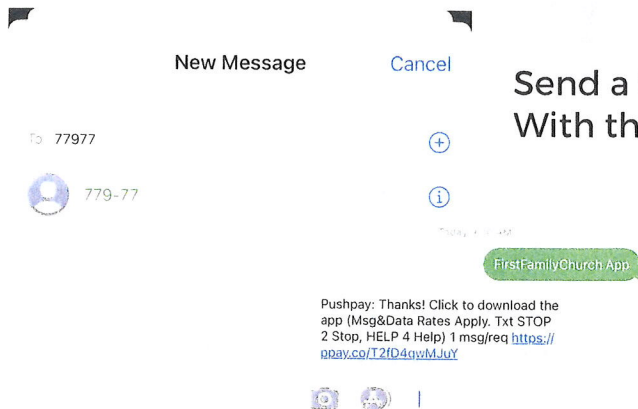


How To Download the First Family Church App

1.

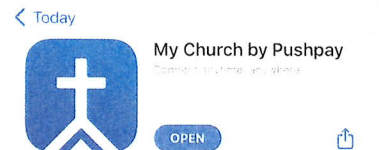


Send a text to the number 77977
With the keyword FirstFamilyChurch App

Click the link sent to you
in the text

2.

Download the app & open it



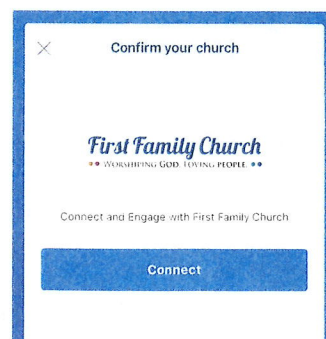
If it asks you this, click OK



3.



Type in
FIRSTFAMILYCHURCH
to find our church.
Click Continue.

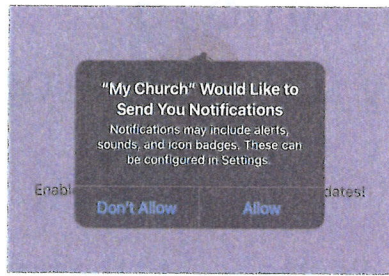


Make sure it shows
our logo and then
click Connect.

**TURN THIS
PAGE OVER**



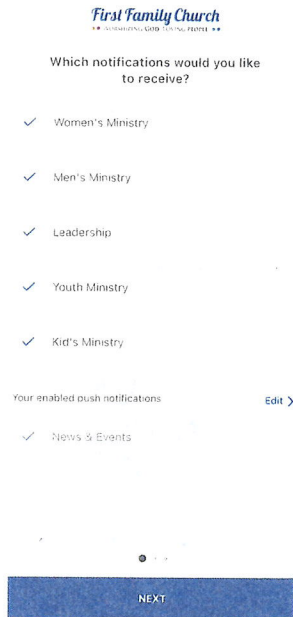
4.



THIS STEP IS VERY IMPORTANT

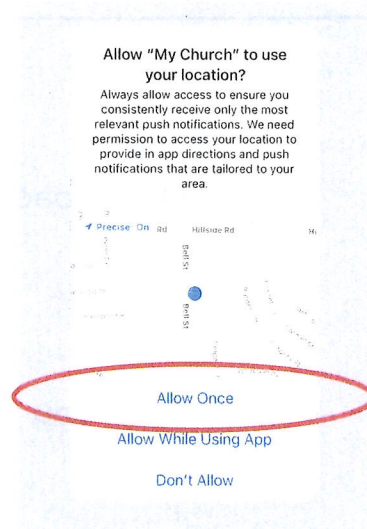
Make sure to allow notifications or you will not receive messages from First Family!

5.



Select which groups you would like to receive notifications from.

Click next.



Be sure to allow location services for relevant push notifications!

6.

If you use Push Pay, you can sign in with your phone number and it will show all of your info.

Otherwise, just click Skip For Now.

You are ALL SET and ready to start checking out the new app!



Create Your Profile to Unlock Amazing Features!

- ✓ Giving History
- ✓ Bookmarks
- ✓ Audio Downloads
- ✓ Personalized App Settings

CREATE PROFILE / SIGN IN

Skip for now